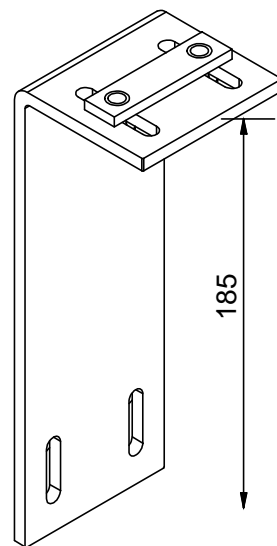
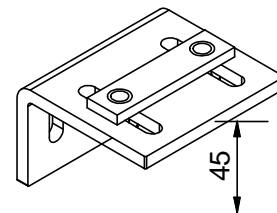


zijkant
d'extrémité
side
seite

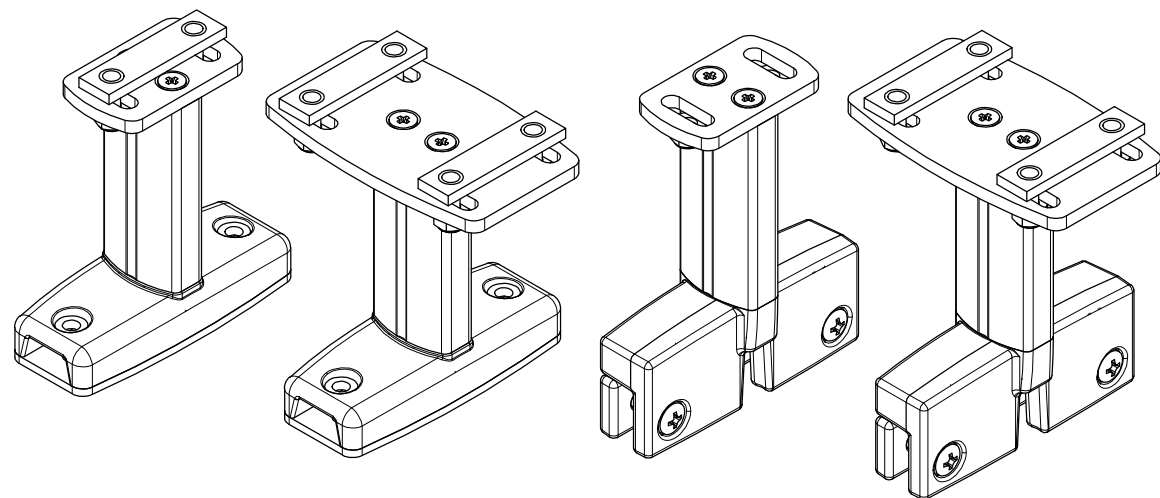


muur
mur
wall
wand

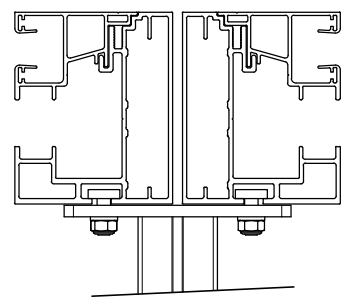
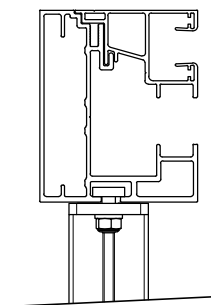


bovenliggend glas
structure à fleur
for glass above
darüber liegendes glas
Vista lateral

onderliggend glas
structure en épine
for glass below
darunter liegendes glas
Vista lateral

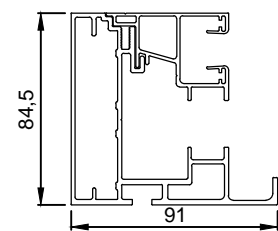
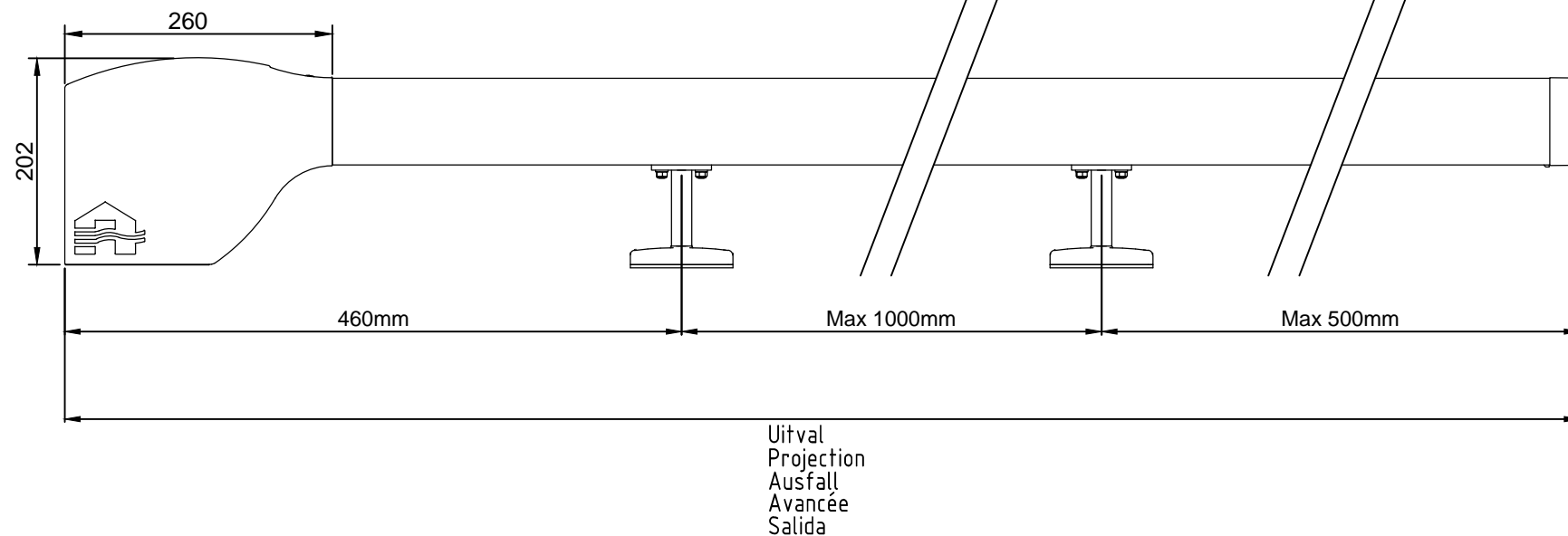


Enkel
simple
single
einzeln
Vista lateral

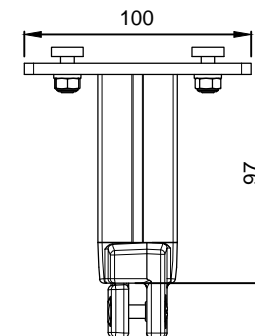


aaneengeschakeld
côté à côté
linked
verkettet
Vista lateral

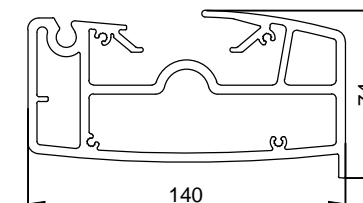
Side view
Seitenansicht
Vue de dessus
Zijaanzicht
Vista lateral



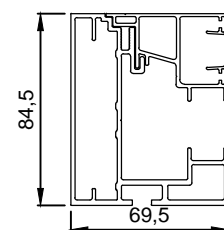
Zijgeleider met goot
Coulisse avec gouttière
Side channel with gutter
Seitenführung Mit Dachrinne
Guía lateral con canal



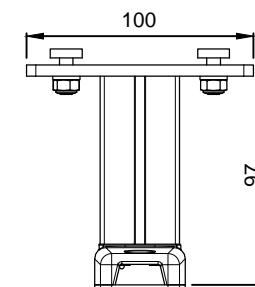
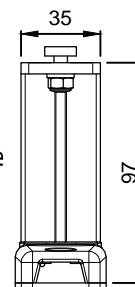
bovenliggend glas
structure à fleur
for glass above
darüber liegendes glas
Vista lateral



Onderlat
Barre de charge
Bottom Rail
Die Endschiene
perfil contrapeso



Zijgeleider zonder goot
Coulisse sans gouttière
Side channel without gutter
Seitenführung ohne Dachrinne
Guía lateral sin canal



onderliggend glas
structure en épine
for glass below
darunter liegendes glas
Vista lateral

Montage A - met montagevoeten
Montage A - avec pieds de montage
Installation method A - with assembly feet
Einbauweise A - mit montagefüßen
Tipo de montaje A - con patas de montaje

RENSON
Creating healthy spaces

Industriezone "Flanders field"
8790 Waregem (Belgium)
Tel. 056/62.71.11 Fax. 056/60.28.51

Drawn
jmaer

Date
10/02/2016

Scale
-

Topfix Max

Version
2

Format
A3

MA/MA/IMA/EWA/TdMA

Page
1/1

